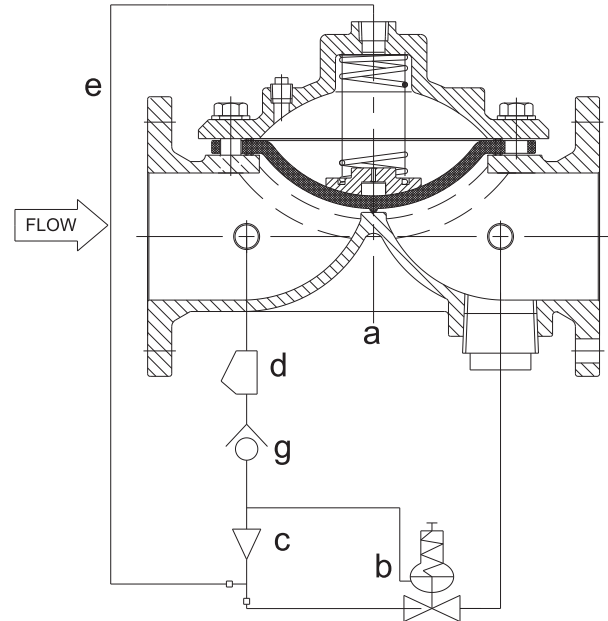
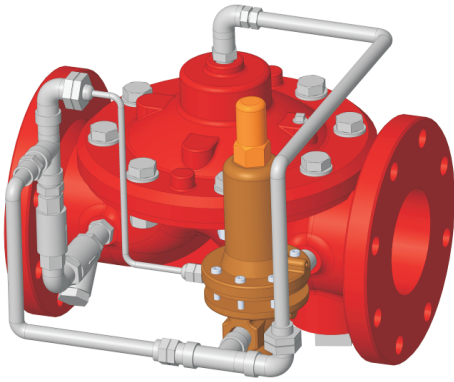


## Schematic Drawing



### Features

- Pressure Relief Valve: Limits pipe line pressure by release excess pressure
- Pressure sustaining: Prevents pipe line pressure from rising to a maximum value
- Operates over a wide flow range
- Inlet pressure adjustment range: 65-180psi
- Can be maintained without removal from the pipe line
- Flanged to EN1092-2 PN10/PN16,ANSI 816.1 Class 125 (Other available on request)
- Grooved ends to AWWA C606 Standard
- Rated Working Pressure: 300 psi
- Adjustment Range of Set Pressure: 65 to 180 psi
- Fusion Bonded Epoxy Coated Interior and Exterior to AWWA C550 Standard.

No.	Component	Material
a	Main Valve	
b	Pressure Relief Pilot	Bronze
c	Restriction Orifice	Stainless Steel 304
d	Y-Strainer	Stainless Steel 304
e	Pipeline	Stainless Steel 304
g	Check Valve	Stainless Steel 304

### Material Specifications

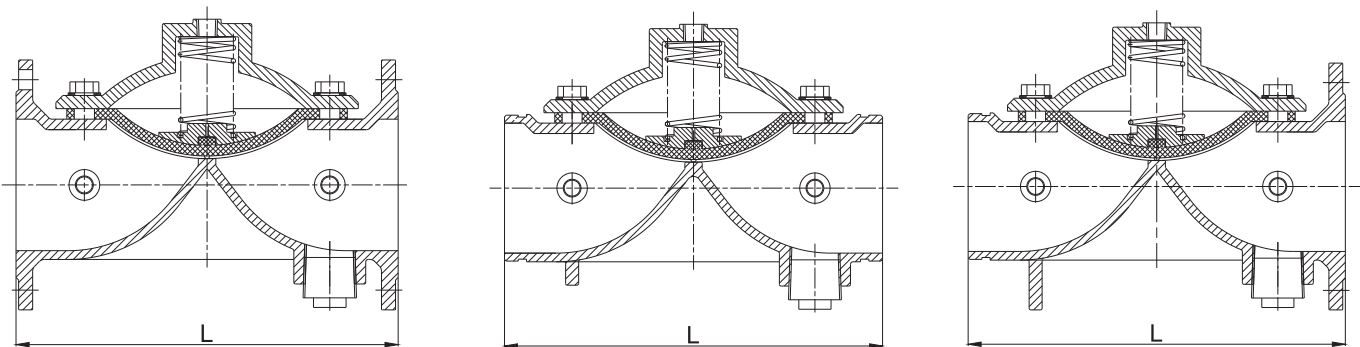
Part	Material	ASTM Specification
Body	Ductile Iron	A536 Grade 65-45-12
Bonnet	Ductile Iron	A536 Grade 65-45-12
Diaphragm	Nylon Reinforced Natural Rubber/EPDM/NBR	
Spring Retainer	Ductile Iron	A536 Grade 65-45-12
Spring	Stainless Steel	A276 Type 304
Bolt	Carbon Steel	A307 Grade 22010

### Dimensions (mm/inch)

Size	2"	2.5"	3"	4"	5"
L	233/9.2	290/11.5	310/12.2	356/14.0	310/14.5

Size	6"	8"	10"	12"
L	436/17.2	530/20.8	636/25	35/32.8



Designs, materials and specifications shown are subject to change without notice due to the continuous development of our products.